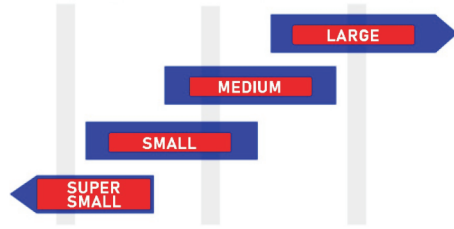


**stand21**  
Racingwear

**Stand21 FHR Sizing Chart**  
Neck Circumference

11" 12" 13" 14" 15" 16" 17" 18" 19" 20"



**stand21**  
FHR

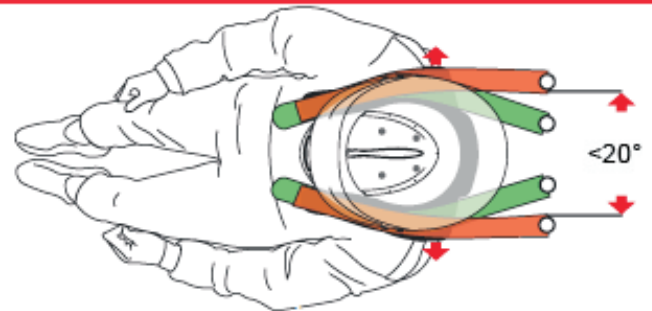
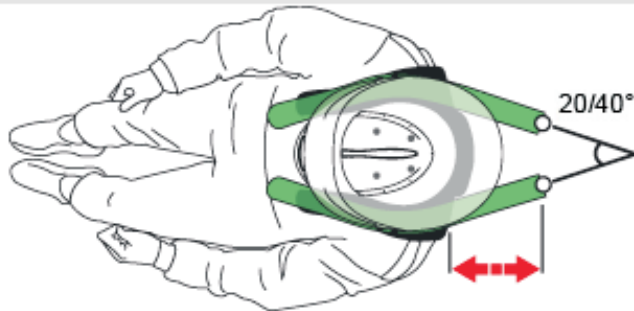


**2**

Your shoulder belts tension adjusters must be correctly positioned to ensure maximum efficiency of the FHR. Carefully follow fitment instructions.

**Position of the shoulder belts adjusters**

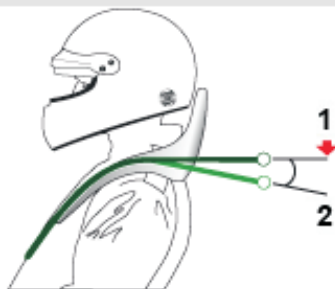
**INCORRECT**



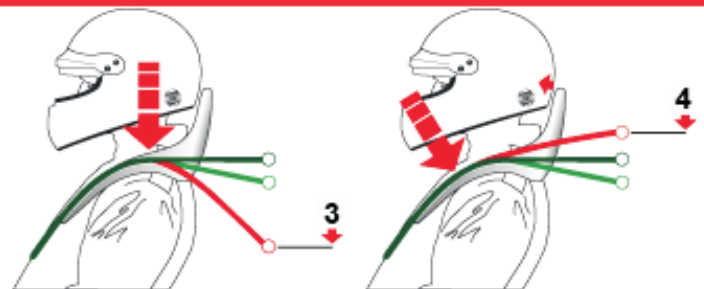
Minimize this distance

Shoulder belts might slip on the FHR

**INCORRECT**



1- Horizontal line  
2- 10° to 20° below a horizontal line



3- Belts are fastened too low  
Belts are not performing: too much pressure on the driver's shoulders.

4- Belts are fastened too high  
The FHR is artificially raised and may interfere with the helmet

**Modifying your FHR in any way (such as cutting into it) would cause an immediate loss of its FIA certification and could render it dangerous!**



The FIA has issued a new standard for the Frontal Head Restraints: FIA 8858-2010. However, the FIA standard 8858-2002 remains valid for competitions under FIA rules.